

Using Google Translate

1

Open Browser:

Type in: <https://translate.google.com/>



2

Choose languages:

- Left Box: Language of text you have.
- Right Box: Language you want it in.



3

Input:


Type or paste text into the left box.



4

Translate:


The translation appears in the right box automatically.



5

Listen:

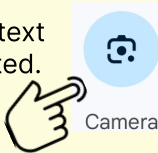
Click on the speaker icon to hear the translation.



6

Picture Translate:

Click on the camera. Hold or upload a picture with text. Highlighted text gets translated.



7

Handwrite:

Click on the pen icon. Write using your finger or stylus.



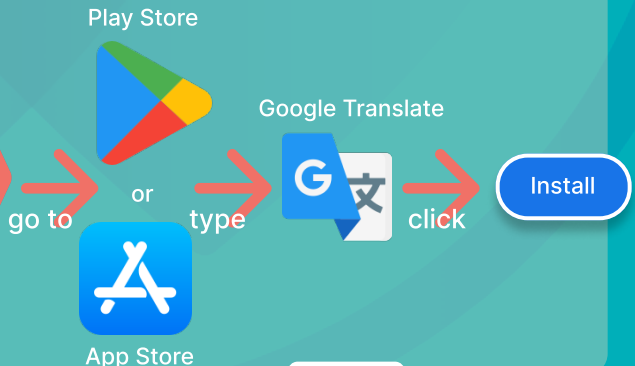
8

Conversation:

Click on the microphone. Speak in your language, then hear or see the translation.



Note: For on-the-go translations, install the Google Translate App from play store (Android phones) or Apple store (for ios phones) to your phone!



Reference:
<https://support.google.com/translate?sjid=13637024120082415635-EU#topic=7011755>



Vipuvoimaa
EU:lta
2014-2020

